

KU1500A Quick Install Guide

1. System Requirements:

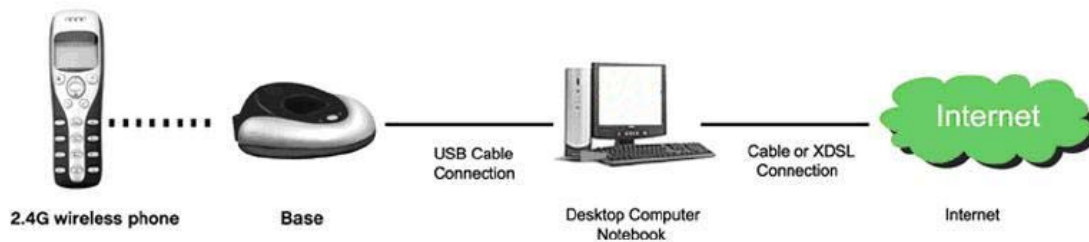
- 1) 233MHz Intel Pentium II or above, 32MB of RAM (Recommend 64MB or more), 10MB Hard drive.
- 2) Microsoft Windows 2000/XP/2003.
- 3) USB 1.1 interface or USB 2.0 interface.
In addition, KU1500A will operate on a passive or active USB hub.
- 4) Computer is connected to the Internet (consult your ISP for information on internet connection).
- 5) Internet access with a connection speed above 28.8kbps



Note:

- (1) If there is a firewall on your system (e.g. Windows XP's Internet firewall), and you are not using a proxy to provide Internet access then you may

experience difficulties getting the client software to connect to our server. If so, please contact your network administrator or our technical support.

2. Installation Steps



- 1) Install battery to your handset, The LCD shows . If nothing is shown, please place the handset on the base, the battery will be charged.
- 2) If the LCD shows: , that indicates the handset has not registered to the base. Please do the following steps:
Press and hold the 'C' key on the handset (approx.3 secs.) until three beelines is displayed on the LCD.
Press and hold the Handfree key (approx.3 secs) until the LCD shows
- 3) Install client software.
- 4) Connect your KU1500A as the picture showed.
- 5) Set your default sound device to your own sound card and select 'Only use default sound device'.
- 6) Run the client software. Input your account information. If your service provider hasn't pre-set the service information, please click 'Setting' button and set your 'Network' parameters.

3. Log In

SoftPhone Login

IP Phone No: 200002

User Name: demo200002

Password: *****

Keep password

OK Setting Cancel

Not logged in

- 1) Double click the Application icon that will now be on your desktop and enter your IP phone number and password provided by your service provider.
- 2) Click on OK button to login.
- 3) The KU1500A can be configured to log in automatically when connected or when your computer starts up.

4. Parameters

Features

- 2.4G ISM Band (2400~2483MHz)
- Commercial grade high quality speakerphone with digital echo cancellation
- Large graphic LCD with blue color backlight
- Multi-language caller ID display feature
- Both base and handset ring for all incoming calls.
- Auto-select RF channel to improve the quality of voice

Hardware:

- Radio range: 10 meters (32ft)
- Battery standby time: More than 100 hours
- Battery talk time: More than 10 hours
- Battery: 250mAh (Li-battery)
- Driver and sound card built-in

Interface

- One base with USB interface to PC
- One handset with headset jack

System Requirement

- Windows 2000 or above
- 400 MHz processor and free USB1.1 or USB2.0 port
- 128 MB RAM and 15 MB free disk space

Recommended Network Conditions

- Delay: Less than 400ms
- Jitter: Less than 100ms
- Package Lost Rate: Less than 10%
- Bandwidth: Minimums 28.8Kbps

Recommended Network Conditions

- Delay: Less than 400ms
- Jitter: Less than 100ms
- Package Lost Rate: Less than 10%
- Bandwidth: Minimums 28.8Kbps